


















## Resultados Globais/Overall Results

Pos Peitor.	Corredor	Sexo	Ano	Clube	País	Cat.	20 K	Net	Bruto	Passo	Dif. 1º	
Pos	Bib#	Runner	Gen.	YOB	Club	Country	Division	20 K	Net	Gross	Pace	Dif. 1st

### Mulheres / Women

1	56	ROSE CHELIMO	F / 1	1989	KEN		Sen-F / 1	1:04:47	1:08:19	<b>1:08:22</b>	03:14	
2	61	SARA MOREIRA	F / 2		POR		Sen-f / 2	1:05:42	1:09:15	<b>1:09:18</b>	03:16	+0:00:56
3	51	PRISCA JEPTOO	F / 3	1984	KEN		Sen-F / 3	1:05:37	1:09:19	<b>1:09:21</b>	03:17	+0:01:00
4	59	PURITY CHEROTICH RIONORIPO	F / 4	1993	KEN		Sen-F / 4	1:06:38	1:10:21	<b>1:10:24</b>	03:20	+0:02:02
5	53	ANA DULCE FÉLIX	F / 5	1982	POR		Sen-F / 5	1:06:43	1:10:24	<b>1:10:27</b>	03:20	+0:02:05
6	55	DORIS CHANGEYWO	F / 6	1984	KEN		Sen-F / 6	1:08:05	1:11:51	<b>1:11:54</b>	03:24	+0:03:32
7	54	KOREN JELELA	F / 7	1987	ETH		Sen-F / 7	1:08:17	1:11:52	<b>1:11:55</b>	03:24	+0:03:33
8	62	WORKENESH EDESA	F / 8		ETH		Sen-f / 8	1:08:17	1:11:57	<b>1:12:00</b>	03:24	+0:03:39
9	58	POLLINE WANJIKU	F / 9	1988	ETH		Sen-F / 9	1:08:17	1:12:07	<b>1:12:09</b>	03:25	+0:03:48
10	57	JANE JEPKOSGEI KIPTOO	F / 10	1982	KEN		Sen-F / 10	1:08:53	1:12:52	<b>1:12:55</b>	03:27	+0:04:33
11	66	ABERASH FEYESA	F / 11		ETH		Sen-f / 11	1:10:13	1:14:08	<b>1:14:12</b>	03:30	+0:05:50
12	64	SONIA THOMAS-SAMUELS	F / 12		GBR		Sen-f / 12	1:10:22	1:14:17	<b>1:14:20</b>	03:31	+0:05:59
13	63	VANESSA FERNANDES	F / 13		POR		Sen-f / 13	1:10:23	1:14:18	<b>1:14:21</b>	03:31	+0:05:59
14	60	RENE KALMER	F / 14	1980	CAF		Sen-F / 14	1:11:00	1:15:14	<b>1:15:17</b>	03:33	+0:06:56
15	52	MIZUKI NOGUCHI	F / 15	1978	JPN		Sen-F / 15	1:15:10	1:19:04	<b>1:19:07</b>	03:44	+0:10:45
16	65	FABIANA CRISTINE DA SILVA	F / 16		BRA		Sen-f / 16	1:14:39	1:19:07	<b>1:19:10</b>	03:44	+0:10:48
17	67	SANDRA TEIXEIRA	F / 17		POR		Sen-f / 17	1:18:51	1:23:31	<b>1:23:34</b>	03:57	+0:15:13

## Resultados Globais/Overall Results

Pos Peitor.	Corredor	Sexo	Ano	Clube	País	Cat.	20 K	Net	Bruto	Passo	Dif. 1°	
Pos	Bib#	Runner	Gen.	YOB	Club	Country	Division	20 K	Net	Gross	Pace	Dif. 1st

### Homens / Men

1	1	MO FARAH	M / 1	1983	GBR		Sen-M / 1	0:56:27	0:59:32	<b>0:59:32</b>	02:49	
2	6	MICAH KEMBOI KOGO	M / 2	1986	KEN		Sen-M / 2	0:56:27	0:59:31	<b>0:59:33</b>	02:49	+0:00:01
3	2	STEPHEN KOSGEI KIBET	M / 3	1986	KEN		Sen-M / 3	0:56:35	0:59:56	<b>0:59:58</b>	02:50	+0:00:27
4	3	IDEMO GUYE ADOLA	M / 4	1990	ETH		Sen-M / 4	0:57:20	1:00:43	<b>1:00:45</b>	02:52	+0:01:14
5	8	EDWIN KIPYEGO	M / 5	1990	KEN		Sen-M / 5	0:58:21	1:01:46	<b>1:01:48</b>	02:55	+0:02:17
6	13	KEVIN KOCHAI	M / 6	1989	KEN		Sen-M / 6	0:58:32	1:01:54	<b>1:01:56</b>	02:56	+0:02:25
7	10	SAHLESILASSIE NIGUSSIE	M / 7	1995	ETH		Sen-M / 7	0:58:59	1:02:08	<b>1:02:10</b>	02:56	+0:02:39
8	11	ASCHEALEW NIGUSSE MEKETA	M / 8		ETH		Sen-M / 0	0:58:59	1:02:14	<b>1:02:16</b>	02:56	+0:02:45
9	5	SILAS KIPRUTO	M / 9	1984	KEN		Sen-M / 8	0:59:32	1:03:17	<b>1:03:19</b>	02:59	+0:03:48
10	17	EZEKIEL CHEPKOROM	M / 10		UGA		Sen-M / 0	1:00:01	1:03:28	<b>1:03:30</b>	03:00	+0:03:59
11	14	MASAKAZU FUJIWARA	M / 11	1981	JPN		Sen-M / 9	1:00:55	1:04:09	<b>1:04:10</b>	03:02	+0:04:39
12	9	LUKA ROTICH	M / 12	1988	KEN		Sen-M / 10	1:00:42	1:04:08	<b>1:04:10</b>	03:02	+0:04:39
13	16	PAULO PAULA	M / 13	1979	BRA		M35 / 1	1:00:55	1:04:10	<b>1:04:12</b>	03:02	+0:04:40
14	22	RICARDO RIBAS	M / 14	1977	POR		M35 / 2	1:00:54	1:04:21	<b>1:04:23</b>	03:03	+0:04:52
15	609	NELSON CRUZ	M / 15	1977	POR		M35 / 3	1:01:51	1:05:20	<b>1:05:26</b>	03:05	+0:05:55
16	23	JOSÉ MOREIRA	M / 16		POR		Sen-M / 0	1:02:11	1:05:49	<b>1:05:50</b>	03:07	+0:06:19
17	29	RICARDO MATEUS	M / 17	1988	POR		Sen-M / 11	1:02:39	1:06:08	<b>1:06:09</b>	03:08	+0:06:38
18	21	LICÍNIO PIMENTEL	M / 18	1977	POR		M35 / 4	1:02:47	1:06:32	<b>1:06:34</b>	03:09	+0:07:03
19	28	PEDRO RIBEIRA	M / 19		POR		Sen-M / 0	1:03:25	1:07:04	<b>1:07:05</b>	03:10	+0:07:33
20	31	CARLOS SILVA	M / 20		POR		Sen-M / 0	1:03:40	1:07:10	<b>1:07:12</b>	03:11	+0:07:41
21	26	JĀNIS GIRGENSONS	M / 21	1991	LAT		Sen-M / 12	1:04:15	1:07:40	<b>1:07:41</b>	03:12	+0:08:10
22	698	SAMUEL BARATA	M / 22	1993	POR		Sen-M / 13	1:04:15	1:07:39	<b>1:07:45</b>	03:12	+0:08:14
23	32	NICK SAMUELS	M / 23	1981	GBR		Sen-M / 14	1:05:11	1:08:57	<b>1:08:59</b>	03:16	+0:09:28
24	11860	TIAGO SILVA	M / 24	1986	POR		Sen-M / 15	1:05:32	1:09:00	<b>1:09:17</b>	03:16	+0:09:46
25	279	AUGUSTO COSTA	M / 25	1969	POR		M45 / 1	1:06:13	1:09:48	<b>1:09:55</b>	03:18	+0:10:24
26	7328	MARCIN KESY	M / 26	1985	POL		Sen-M / 16	1:07:33	1:11:11	<b>1:11:17</b>	03:22	+0:11:46
27	643	MANUEL VALENTE FERRE MANUE	M / 27	1967	POR		M45 / 2	1:07:33	1:11:20	<b>1:11:26</b>	03:22	+0:11:55
28	5729	JOÃO MANUEL RAMOS CRUZ	M / 28	1985	POR		Sen-M / 17	1:07:43	1:11:22	<b>1:11:37</b>	03:22	+0:12:06
29	613	EUGENIO NETO	M / 29	1962	POR		M50 / 1	1:08:03	1:11:52	<b>1:11:59</b>	03:24	+0:12:27
30	311	RAFAEL OLIVEIRA	M / 30	1980	POR		Sen-M / 18	1:08:21	1:11:56	<b>1:12:01</b>	03:24	+0:12:30
31	635	ANTÓNIO TRAVASSOS	M / 31	1971	POR		M40 / 1	1:08:26	1:12:08	<b>1:12:15</b>	03:25	+0:12:44
32	7681	MÁRIO LUIS GERALDO	M / 32	1967	POR		M45 / 3	1:08:26	1:12:12	<b>1:12:18</b>	03:25	+0:12:47
33	14973	JORGE CRUZ	M / 33	1965	POR		M50 / 2	1:08:27	1:12:12	<b>1:12:18</b>	03:25	+0:12:47
34	209	NIKLAS ANDERSSON	M / 34	1978	SWE		M35 / 5	1:08:28	1:12:22	<b>1:12:28</b>	03:25	+0:12:57
35	167	ISMAEL PEREIRA DA SILVA	M / 35	1964	GFD RUNNING	POR	M50 / 3	1:09:03	1:12:51	<b>1:12:57</b>	03:27	+0:13:26
36	610	PAULO ANTÓNIO	M / 36	1967	POR		M45 / 4	1:09:13	1:13:07	<b>1:13:14</b>	03:27	+0:13:42
37	295	JÖRN HARLAND	M / 37	1981	GER		Sen-M / 19	1:09:25	1:13:26	<b>1:13:32</b>	03:28	+0:14:01
38	11258	BRUNO CARDOSO	M / 38	1982	POR		Sen-M / 20	1:09:49	1:13:18	<b>1:13:43</b>	03:28	+0:14:12
39	213	LUIS LIMA	M / 39	1971	POR		M40 / 2	1:09:50	1:13:38	<b>1:13:44</b>	03:29	+0:14:13